



Custom Bariatric Shower Base

Request Form

Please email form to info@vendura.com

For questions, please call us at 608.223.9555

Name:

Email:

Phone:

Date:


Shipping Address:

Is this an ADA shower base? Y/N

Quantity Requested? _____

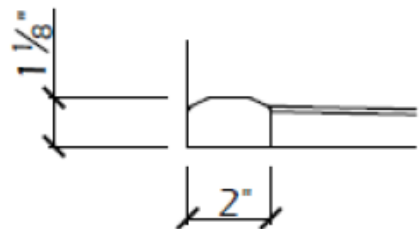
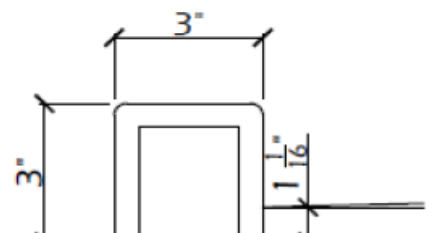
Vendura will build and price shower bases on the dimensions provided. Dimensions should be STUD-to-STUD measurements. If STUD-to-STUD dimensions are not available, please provide DRY WALL-to-DRY WALL measurements with drywall thickness estimates. Vendura will build to the dimensions provided, and product returns are not available.

Step 1: Draw Your Shower Base (Include All The Dimensions)







































































Step 2: Define Your Curb dimensions.
(Curb dimensions to the right are just for reference)

Dimensions:



Step 3: Select A Color

					
ALLANTE	AZURENE SPARKLE	BLUE GRANITE	AMBROSIA	BLUE LAVA	NATURAL PLATINUM
					
EBONY STAR	BRUSHED NICKEL	SHADOW	RED PALM	CANARY COAST	NATURAL BONE
					
CAPITOL GRANITE	SPANISH MOSS	CASTLE ROCK	GINGER BREAD	SANDPIPER	NATURAL CREAM
					
CELESTIAL	DUBLIN QUARTZ	COOKIE DOUGH	GLACIER PEAK	SEASHELL	NATURAL PEARL
					
GREIGE CONCRETE	HIGH DESERT	PEBBLE BEACH	MERINO	ARABELLA	NATURAL LT KHAKI
					
LUNAR	NORTHERN LIGHT	DAKOTA BAY	SAMARA	BAHIA BLANCA	NATURAL IVORY
					
PEBBLE PEARL	STOCKHOLM	MOCHA	CAPE TOWN	PORTLAND	PLATINUM GRAY
					
CANYON PEBBLE	PRAIRIE MEADOW	RIVERBED	CAPRI	BELGIAN TRUFFLE	BONE
					
SIESTA KEY	SLATE	SAND	SNOW CAP	SPARKLED ASPEN	CREAM
					
PEWTER	SUMMIT	JAMAICAN SAND	BALTIC AMBER	VANILLA	PEARL
					
FLANNEL	ESPRESSO ROYALE	ALMONDINE	ROCKY MOUNTAIN	FROST	LIGHT KHAKI
					
TEMPEST PEAK	BOSTON BROWN	URBAN TAN	TOFFEE	QUARRY FROST	IVORY WHITE

Customer Acknowledgment: _____

Date: _____